

DELAWARE FFA SAFE TRACTOR/EQUIPMENT OPERATING CAREER DEVELOPMENT EVENT

Event Co-Chairs

Kevin Cordrey

Indian River High School

29772 Armory Rd. - Dagsboro, Delaware 19939
(302) 732-1500

Will Currey

Sussex Central High School

26026 Patriots Way-Georgetown, Delaware 19947
(302) 934-3166

EVENT REGISTRATION INFORMATION:

Registration for the event will be through the State Fair Registration System. Registration is due June 28th, 2010. You must have the following forms filled out completely and submitted at time of registration.

- Big E waiver form
- Big E registration form
 - o Both of these forms can be found at the following website:
http://www.thebige.com/agriculture/ag_ffa_cdes.html

Note you do not need national forms; this is only a **REGIONAL** event.

Contest will begin at 11:00 a.m. sharp on the Wednesday of fair week in the Quillen Arena. 10:30-11:00 will be registration time.

EVENT RULES AND REGULATIONS:

1. Only the **TWO** FFA Chapter Tractor/Equipment Operating Representative that is certified by the respective LOCAL ADVISOR is eligible to compete in this contest.
2. Appropriate Dress: FFA T-shirt with sleeves (It must say FFA on the shirt), long pants, belt, and work shoes are **required**. It is recommended that long hair be pulled up and jewelry is taken off. Gloves are optional. Shirt should be tucked in for safety.
3. Each contestant must complete all events.
4. **No Waiver + No "Big E" Certs= No drive**
5. **All Cell Phones must be turned off and put away!**
6. Excessive tractor brake steering will disqualify the contestant.
7. Contestants will be disqualified if they are observed not following safety standards, which may endanger themselves or the public.
8. Contestants will be disqualified if they do not wear their seatbelt while operating the equipment.
9. Contestants will be disqualified if they do not adhere to the designated path through the course.

EVENT FORMAT:

1. The contest will consist of five (5) parts, each of which will be scored separately A written test, tools/tractor parts ID, a two-wheeled manure spreader event, a four-wheeled trailer event, tractor loader event **OR** skid-loader event. The Skid loader and Loader tractor event will alternate every year. The schedule is:

2009- Skid-Loader (Scored and counts)

2010- Tractor Loader (Scored but does not count)

2011- Skid-Loader (Scored and counts)

2012- Tractor Loader (Scored and counts)

2. Tractors and equipment will be provided for each event. All contestants will use the same tractor and piece of equipment for each event.
3. All persons other than the judges, the scorers and the contestants will be barred from the contest area during the contest.
4. The Chair(s) in charge of this contest will select judges and scorers.
5. In case any situation occurs that is not covered in the rules, the decision of the judges will be final.
6. The contestant with the **lowest** deductions will be the winner. (In other words, low score wins)
7. Tie breakers will be as follows: 1) test score 2) parts I.D. score 3) four-wheeled event score 4) two-wheeled event score 5) loader tractor/skid loader event score.

PART I TEST: 30minutes allotted—administered in the bleachers

1. The written test will include up to fifty (50) questions centered on the skill, safe operation and operator maintenance of tractor.
2. Refer to SAFE OPERATION OF AGRICULTURAL EQUIPMENT (Student Manual from HOBAR PUBLICATIONS (800) 846-7027) FOR POSSIBLE QUESTIONS.
3. The test will include true-false, completion and/or multiple-choice questions.

Example: 1. T____ F_____

Example: 1. Check the _____in air cleaners once daily.

Example: 1. All grease fittings should be

- A. Well cited
- B. Painted periodically
- C. greased on schedule

4. Each question answered incorrectly or left unanswered will be valued at ten (10) points.

(500 points possibly added to overall score)

PART II Tools/Tractor Parts ID: 10 minutes allotted---administered outside the “ring”

1. Each contestant will identify mechanic tools and tractor parts from a gas or diesel tractor. Up to 30 tools and parts will be identified. They may include a torque wrench, open-end wrench, flywheel, piston, starter, etc. Contestants will choose from a bank of answers.
2. Each answer missed or left unanswered will be valued at ten (10) points.

3. Refer to www.snap-on.com, www.valu-bilt.com, or www.craftsman.com.

(300 points possibly added to overall score)

Part III-VI Operating Skills Events:

The next 4 events will test the skill and ability of the contestant to operate Skid-loaders, tractors, and equipment safely.

Part III- Two-Wheel Manure Spreader Event-10 minutes allotted

Part IV-4 Wheel Wagon Event-10 minutes allotted

Part V-Tractor Loader Event-(every other year)-10 minutes allotted

Part VI-Skid-Steer Event-(every other year)-10 minutes allotted

1. Each contestant will start off with a visual inspection of Skid-loader, tractor and equipment. Judges will expect a verbal response.
2. The contestant will follow the course outlined by the judge (see attached illustrations.)
3. Time starts on a signal from the judge and stops when the contestant returns to original point.
4. The contestant will be allowed ten minutes for each event. The contestant will be notified at eight minutes that two minutes are left. If the contestant does not finish the event in ten (10) minutes, the judge will stop them and a **500-point** deduction will be added to their score.
5. Excessive tractor brake steering will disqualify the contestant.
6. Contestants may be disqualified if they are observed not following safety standards, which may endanger themselves or the public.
7. See scorecard for deductions.
8. The Tractor Loader event will involve loading mulch or other similar material.
9. The Skid-Steer event will use pallet forks to move loaded pallets around a course. One pallet will have four (4), five-gallon buckets of sand, while the other has one (1) five-gallon bucket of water!

NOTE: CONTESTANTS WILL BE STOPPED BY THE JUDGE WAVING A RED FLAG IF IT IS FELT THAT THE CONTESTANT IS NOT IN FULL CONTROL OF THE SKID-LOADER OR TRACTOR AND SAFETY OF THE OPERATOR AND JUDGES ARE JEOPARDIZED! CONTESTANTS WILL RECEIVE A 500 POINT DEDUCTION!

NOTE We hope to use John Deere, CASE IH, NEW Holland, Kubota, Bobcat, Gehl and other tractors/Skid-Loader. We usually have 30-60 hp compact diesel tractors to use.

Delaware FFA Safe Tractor/ Equipment Operating Career Development Event

Score Sheet Two Wheeled Manure Spreader Event

Contestant Name/Number: _____ Chapter: _____

BEFORE STARTING TRACTOR (verbal response)

Deductions

Check fuel and oil gauge	_____ X	10
Check brakes - depress brake pedal with engine running, tractor in gear	_____ X	10
Check tires - by sight only	_____ X	10
Check hazards - dirt, grease, tools, improper attachments, etc	_____ X	10
Check safety belts	_____ X	10
Check ROPS	_____ X	25

STARTING

Transmission not in Neutral/ Park	_____ X	25
Brakes not set	_____ X	25
Clutch not disengaged	_____ X	15

OBSTACLE COURSE

For each time tractor or manure spreader touches obstacles or lines	_____ X	50
For each time tractor or manure spreader knocks down obstacles or crosses lines	_____ X	100
For each unnecessary change of direction (forward or backward)	_____ X	50

BACKING MANURE SPREADER INTO THE ALLEY

Number of inches over three (3) inches from the back of the stall	_____ X	10
Number of inches off center in the front	_____ X	10
Number of inches off center in the rear	_____ X	10
For each time tractor or manure spreader touches obstacles or lines	_____ X	50
For each time tractor or manure spreader knocks down obstacles or crosses lines	_____ X	100
For each unnecessary change of direction (forward or backward)	_____ X	50

JUDGES OBSERVE AT ALL TIMES DURING ABOVE OPERATIONS

Improper mount/dismount	_____ X	50
Failure to use seat belt	_____ X	25
Failure to set brakes when getting off/or put in Park	_____ X	50
Sliding or spinning tires, brake steering	_____ X	100
Rough clutch engagement	_____ X	25
Clashing of gears when shifting	_____ X	25
Stalling of the engine	_____ X	10
Excessive engine speed	_____ X	25
Excessive tractor speed	_____ X	50
Standing while tractor is moving	_____ X	100
Moving tractor with brakes on	_____ X	25
Failure to put in gear or park when getting off with engine stopped	_____ X	50
Riding the clutch	_____ X	25
Any unsafe conduct while on or around tractor	_____ X	25
Fouling equipment (touching spreader w/tractor wheel)	_____ X	50
Rubbing hard	_____ X	75

Sub Total of Deductions _____

If the contestant does not finish within the ten-minute time period, they will be given a **500-point deduction**.

Time deduction - Convert minutes into seconds, add the remaining seconds. Divide the total seconds by 3.

To this add the subtotal for deductions to get the final score of the contestant.

TIME _____ Deduction _____ +Sub Total _____ =TOTAL _____

Delaware FFA Safe Tractor/ Equipment Operating Career Development Event
Score Sheet Four-Wheel Trailer Event

Contestant Name/Number: _____ Chapter: _____

<u>BEFORE STARTING TRACTOR (verbal response)</u>	<u>Deductions</u>
Check fuel and oil gauge	____X 10
Check brakes - depress brake pedal with engine running, tractor in gear	____X 10
Check tires - by sight only	____X 10
Check hazards - dirt, grease, tools, improper attachments, etc	____X 10
Check safety belts	____X 10
Check ROPS	____X 25

STARTING

Transmission not in Neutral/ Park	____X 25
Brakes not set	____X 25
Clutch not disengaged	____X 15

HITCHING TRACTOR TO FOUR WHEEL WAGON (NOT SCORED IN DE)

(Hitching taken out-not done at state level)

TRAILER HANDLING

For each time tractor or trailer touches obstacles or lines	____X 50
For each time tractor or trailer knocks down obstacles or crosses lines	____X 100
For each unnecessary change of direction (forward or backward)	____X 50
For each time tractor fouls equipment (touching trailer tongue with tractor tire, sliding trailer wheels sideways)	____X 50

TRAILER PLACEMENT IN SHED

For each inch off center at the front of trailer	____X 10
For each inch off center at the rear of trailer	____X 10
For each inch off from rear of stall over (3) inches	____X 10

PARKING TRACTOR AT FINISH LINE

Failure to set brakes	____X 50
Failure to place transmission in gear or park	____X 50
Failure to reduce throttle	____X 10

JUDGES OBSERVE AT ALL TIMES DURING ABOVE OPERATIONS

Improper mount/dismount	____X 50
Failure to use seat belt	____X 25
Failure to set brakes when getting off/or put in Park	____X 50
Sliding or spinning tires, brake steering	____X 100
Rough clutch engagement	____X 25
Clashing of gears when shifting	____X 25
Stalling of the engine	____X 10
Excessive engine speed	____X 25
Excessive tractor speed	____X 50
Standing while tractor is moving	____X 100
Moving tractor with brakes on	____X 25
Failure to put in gear or park when getting off with engine stopped	____X 50
Riding the clutch	____X 25
Any unsafe conduct while on or around tractor	____X 25
Fouling equipment (touching spreader w/tractor wheel)	____X 50
Rubbing hard	____X 75

Sub Total of Deductions _____

If the contestant does not finish within the ten-minute time period, they will be given a **500-point deduction.**

Time deduction - Convert minutes into seconds, add the remaining seconds. Divide the total seconds by 3.

To this add the subtotal for deductions to get the final score of the contestant.

TIME _____ **Deduction** _____ **+Sub Total** _____ **=TOTAL** _____

Delaware FFA Safe Tractor/ Equipment Operating Career Development Event

Score Sheet Skid-Steer Event

Contestant Name/Number: _____

Chapter: _____

BEFORE STARTING SKID LOADER (verbal response)

Deductions

Check fuel and oil gauge	_____ X	10
Check brakes - depress brake pedal with engine running, tractor in gear	_____ X	10
Check tires - by sight only	_____ X	10
Check hazards - dirt, grease, tools, improper attachments, etc	_____ X	10
Check safety belts/harness	_____ X	10

STARTING

Improper mount/dismount	_____ X	50
Seat belts or safety harness not on	_____ X	50
Throttle set too high	_____ X	25

LOADING

For touching line or obstacle (with skid-steer or forks)	_____ X	50
For crossing or knocking down obstacles	_____ X	100
For each unnecessary change of direction (forward or backwards)	_____ X	50
Traveling with forks too high	_____ X	50
Excessive speed going into pallets	_____ X	50
Moving pallets (more than four (4) inches)	_____ X	50
Improper use of forks while loading	_____ X	50

NAVIGATING COURSE

Excessive water loss from bucket (more than three (3) inches)	_____ X	50
Tipping bucket of water off pallet	_____ X	300
**** Operator must return to bucket station to get a new full bucket		
Carrying load at unsafe height	_____ X	50
Pallet #1 not squarely on pallet #2	_____ X	25
Excessive speed over obstacle	_____ X	50
Pallets not squarely on platform	_____ X	25
Unsafe speed approaching platform	_____ X	50
Excessive bucking on turns and going over obstacles	_____ X	50

PARKING SKID-LOADER AT FINISH LINE

Failure to reduce throttle	_____ X	10
Forks not completely down	_____ X	50

JUDGES OBSERVE AT ALL TIMES DURING ABOVE OPERATIONS

Failure to operate skid loader safely	_____ X	100
Excessive skid- steer speed	_____ X	50

Sub Total of Deductions _____

If the contestant does not finish within the ten-minute time period, they will be given a **500-point deduction.**

Time deduction - Convert minutes into seconds, add the remaining seconds. Divide the total seconds by 3.

To this add the subtotal for deductions to get the final score of the contestant.

TIME _____ Deduction _____ +Sub Total _____ =TOTAL _____

Delaware FFA Safe Tractor/ Equipment Operating Career Development Event
Score Sheet Tractor Loader Event

Contestant Name/Number: _____ Chapter: _____

BEFORE STARTING TRACTOR (verbal response)

Deductions

Check fuel and oil gauge	_____X	10
Check brakes - depress brake pedal with engine running, tractor in gear	_____X	10
Check tires - by sight only	_____X	10
Check hazards - dirt, grease, tools, improper attachments, etc	_____X	10
Check safety belts	_____X	10
Check ROPS	_____X	25

SARTING

Transmission not in Neutral/ Park	_____X	25
Brakes not set	_____X	25
Clutch not disengaged	_____X	15

LOADING

For touching line or obstacle (with tractor or loader)	_____X	50
For crossing or knocking down obstacles	_____X	100
For each unnecessary change of direction (forward or backwards)	_____X	50
Traveling with loader too high	_____X	50
Excessive speed going into pile	_____X	50
Moving load barrier	_____X	50
Improper use of bucket while loading	_____X	50
Not a full bucket of material	_____X	25

DUMPING LOAD

Carrying load at unsafe height	_____X	100
Unsafe speed approaching dumping area	_____X	50
Hitting or damaging dumping barrier	_____X	100
Bucket not completely empty	_____X	25

PARKING TRACTOR AT FINISH LINE

Failure to set brakes	_____X	50
Failure to place transmission in gear or park	_____X	50
Failure to reduce throttle	_____X	10
Bucket not completely down	_____X	50

JUDGES OBSERVE AT ALL TIMES DURING ABOVE OPERATIONS

Failure to use seat belt	_____X	25
Failure to set brakes when getting off/or put in Park	_____X	50
Sliding or spinning tires, brake steering	_____X	100
Rough clutch engagement	_____X	25
Clashing of gears when shifting	_____X	25
Stalling of the engine	_____X	10
Excessive engine speed	_____X	25
Excessive tractor speed	_____X	50
Standing while tractor is moving	_____X	100
Moving tractor with brakes on	_____X	25
Failure to put in gear or park when getting off with engine stopped	_____X	50
Riding the clutch	_____X	25
Any unsafe conduct while on or around tractor	_____X	25

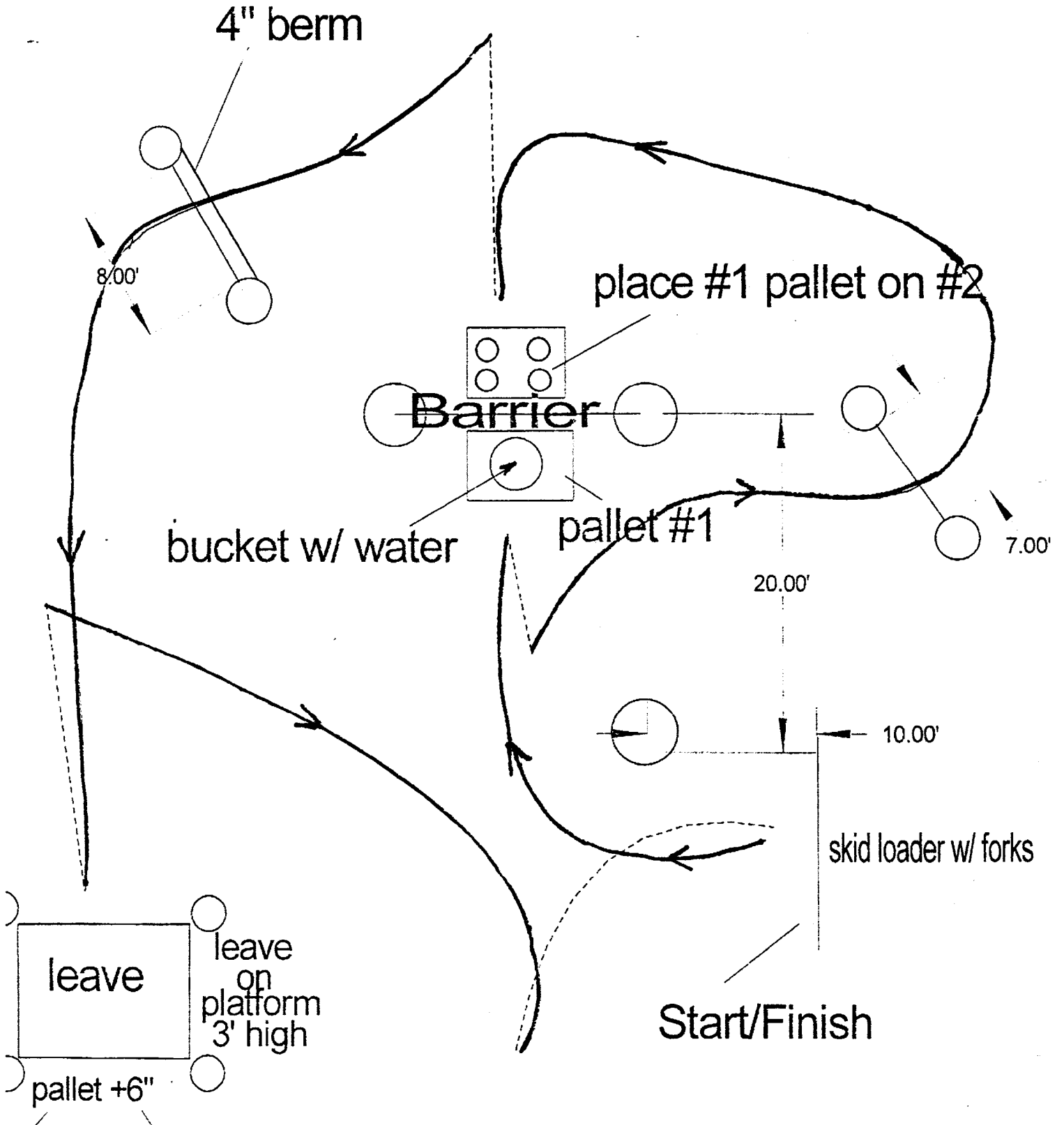
Sub Total of Deductions _____

— If the contestant does not finish within the ten-minute time period, they will be given a **500-point deduction**.
Time deduction - Convert minutes into seconds, add the remaining seconds. Divide the total seconds by 3.
To this add the subtotal for deductions to get the final score of the contestant.

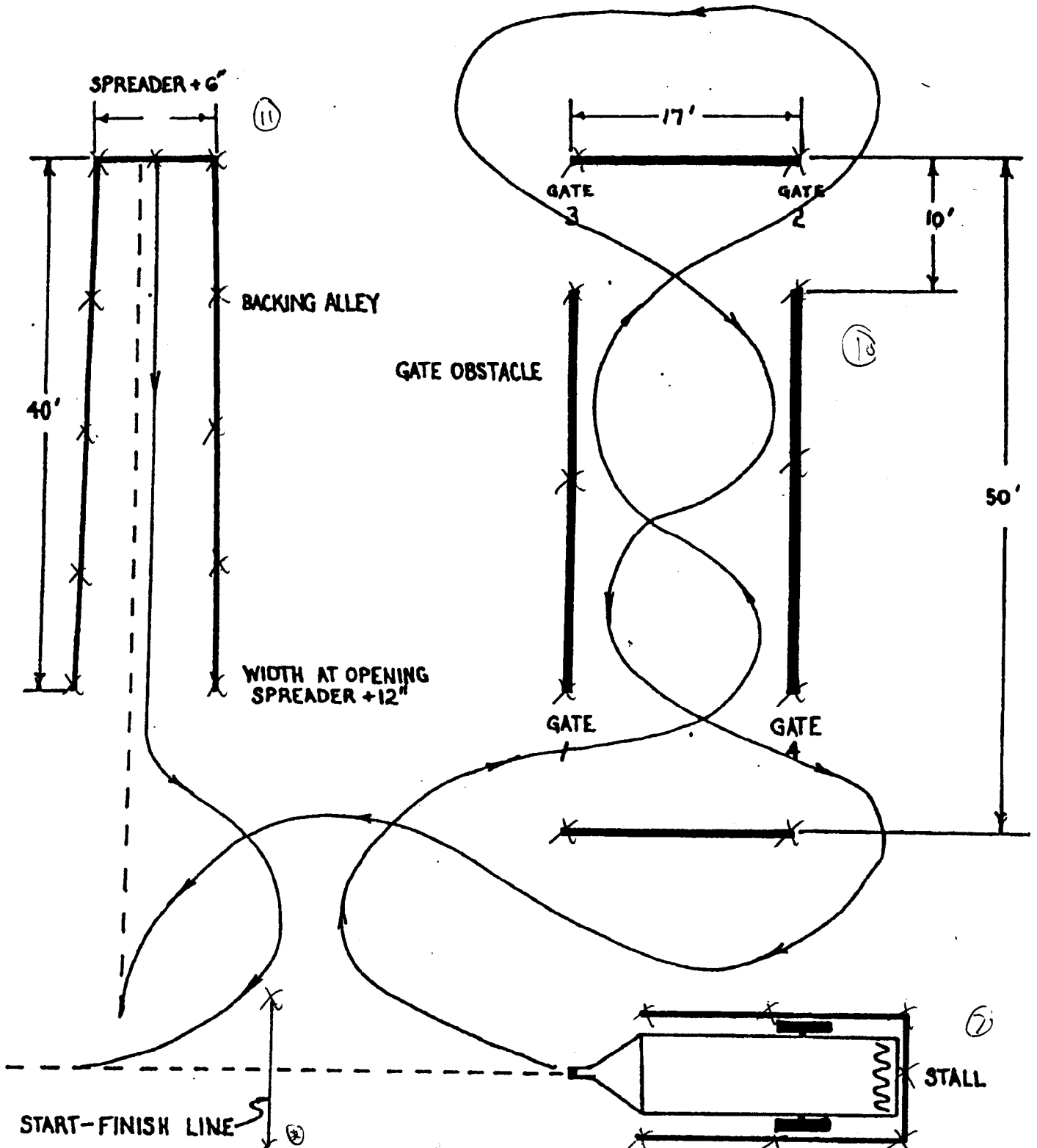
TIME_____ Deduction_____ +Sub Total_____ = TOTAL_____

SKID-STEER EVENT

Forward 
Reverse 



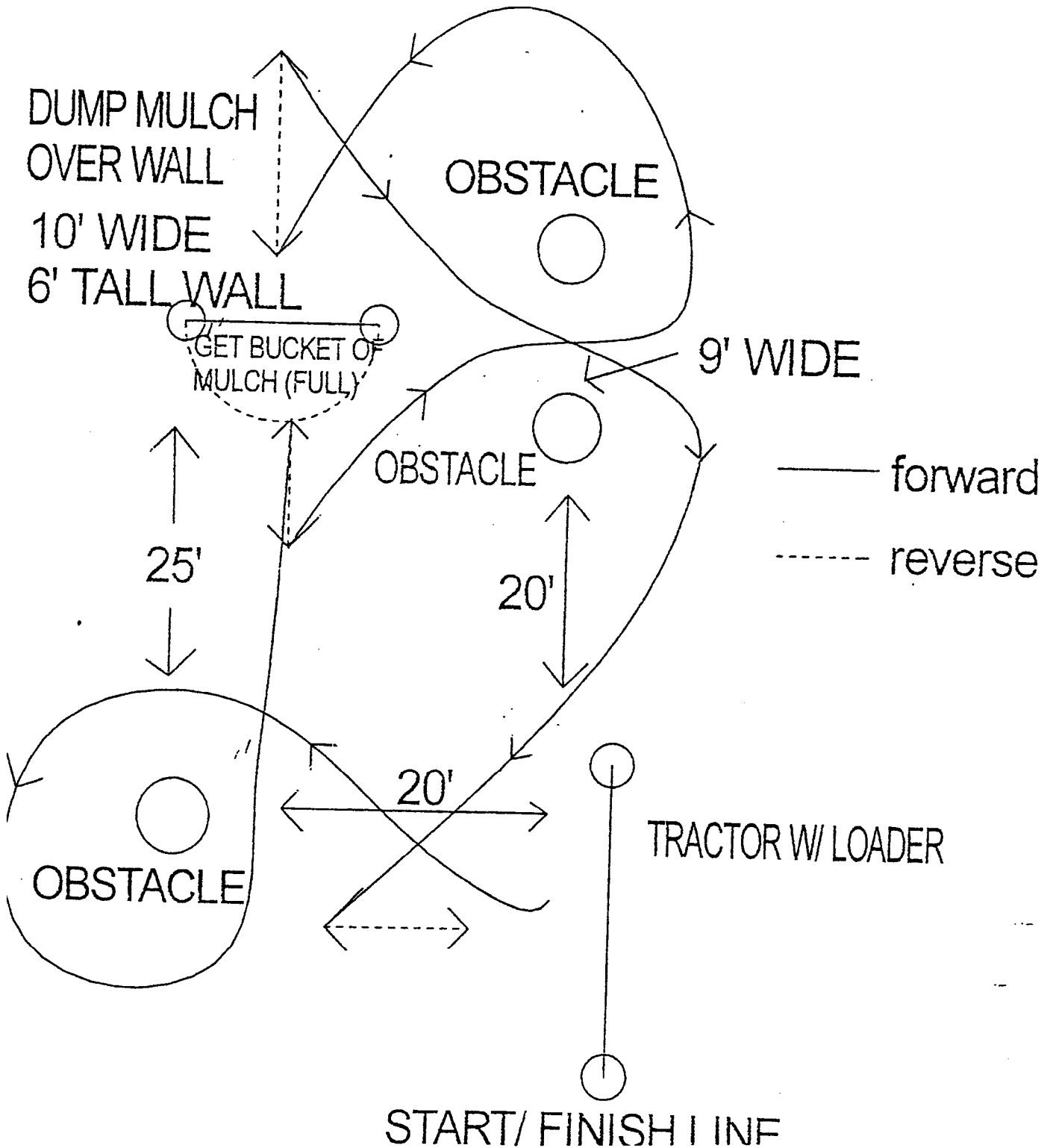
COURSE LAYOUT - TWO WHEEL MANURE SPREADER EVENT



1, 2, 3 AND 4 - GATES 10 FEET WIDE
 BOARD ACROSS END OF STALL
 AT BEATER HEIGHT
 DOTTED LINES INDICATE
 REVERSE MOVEMENT

3" CLEARANCE ON ALL
 SIDES & THE END OF STALL

TRACTOR LOADER EVENT



EQUIPMENT:

It is recommended that you bring the following:

- At least two (2) pencils.
- Clipboard
- Calculator

All other equipment will be provided.

OFFICIAL DRESS:

Summertime CDE, the official dress is:

- A FFA T-shirt with sleeves (It must say FFA on the shirt), long pants, belt and work shoes are all **required!**
- Shirt should be tucked in for safety.
- It is recommended that long hair be pulled up and jewelry is taken off. Gloves are optional.

AWARDS:

Top three (3) individuals will be awarded a trophy sponsored by the local equipment dealers and a gold, silver and bronze pin to be placed on your official FFA jacket.

Top ten (10) individuals will be announced.

The top individual will go on to the “Big E” to represent the great state of Delaware in the regional competition. In addition to that, the **Burrsville Ruritan** will be providing a **\$250.00** check through the Delaware FFA Foundation to help send the state winner to the regional competition.

OFFICIAL RESOURCE MATERIAL:

SAFE OPERATION OF AGRICULTURAL EQUIPMENT (Student Manual from HOBAR PUBLICATIONS (800) 846-7027)

Possible websites for tools identification:

www.snap-on.com, www.valu-bilt.com, www.craftsman.com

Possible websites/key word searches for tractors parts identification:

John Deere, Hooper, Inc. CASE IH, New Holland

Possible website for safety instructions/review

www.bobcat.com

SCORECARDS:

Refer to Event Format section